

How to apply?

Admission is selective, and the number of participants for each course will be restricted. Interested applicants should complete the application form and return it by mail, email or fax. Recruitment for the course is from November to March every year.

For more information, please visit:
<http://www.ppdn.upm.edu.my/>
form please visit:

www.ansto.gov.au/research/lifesciences/professional_development

Contact Us

Pusat Pengimejan Diagnostik Nuklear,
Universiti Putra Malaysia,
Serdang
Selangor Darul Ehsan
43400

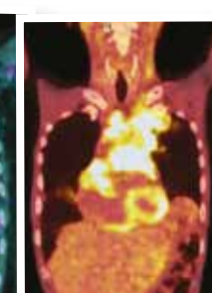
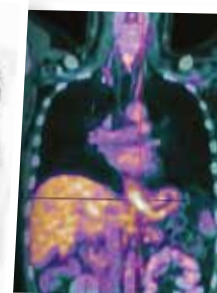
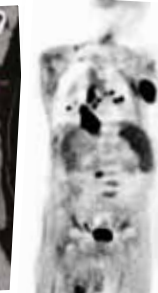
☎ 603-8947 1644

☎ 603-8947 2775

or email to us at:
ppdnsecretariat@yahoo.com

For further information please browse
<http://www.ppdn.upm.edu.my>

PET/CT TRAINING COURSE



Admission Dates :

18th - 19th May 2013

14th - 15th Sept 2013

Recruitment period :

November to March

Location :

Pusat Pengimejan Diagnostik Nuklear,
Universiti Putra Malaysia (UPM)

Programme Fees :

RM 1200 (USD 400)

**Excluding travel, living expenses, VAT.*

*Please note that programme dates,
fee, curriculum, faculty are
subjected to change.*

<http://www.ppdn.upm.edu.my>

**PUSAT PENGIMEJAN
DIAGNOSTIK NUKLEAR**
UNIVERSITI PUTRA MALAYSIA



About The PROGRAMME

Molecular-CT is a new hybrid imaging technology involving the PET and CT equipment. The information obtained has been shown to be more accurate in evaluating patients with known or suspected malignancy than either PET or CT alone or PET and CT obtained separately but interpreted together. This program will be conducted in collaboration with Universiti Putra Malaysia through Centre for Diagnostic Nuclear Imaging as the venue for training. The centre is equipped with two patients' suite, PET/CT equipment, hot laboratory facility inclusive of facility for teaching, training, research and academic activities. The Ministry of Higher Education mooted the idea of Centre of Excellence in Molecular Imaging and allocated RM15Mil in the 9th Malaysian Plan to erect the facility in the existing lab space. The centre has been in operation since April 2010.

PET/CT TRAINING COURSE

OBJECTIVE

- It is aimed at doctors who have little hands-on experience in reading PET/CT examinations and provides the technical and clinical basics to successfully start a career in reading PET/CT examinations.
- It provides knowledge on the basic PET/CT physic, technique and clinical applications in various disease categories.
- It provides opportunity for the participants to gain some experience in the technique and hands-on session during the PET/CT examination session.
- The role of FDG-PET/CT imaging in various disease entities with emphasis on oncology.



FACULTY

The Centre will optimize her international collaborators through MOU with Milan-Bicocca University and ASEA-Europe University Network to assist in the final assessment of the candidates in this program.

TRAINING METHODOLOGY

Part 1

This workshop will be held over two days. Participants will have access to the following activities:

- a. Series of introductory lectures,
- b. Molecular-CT reporting session

Minimum participants - 10 people

CURRICULUM

Two-days of lecture series and hands-on PET/CT reading



Certification

The successful participants will be acknowledged as being completed a 'perceptorship PET/CT training' by our centre. Malaysia Medical Association (MMA)
Credit Point =

6